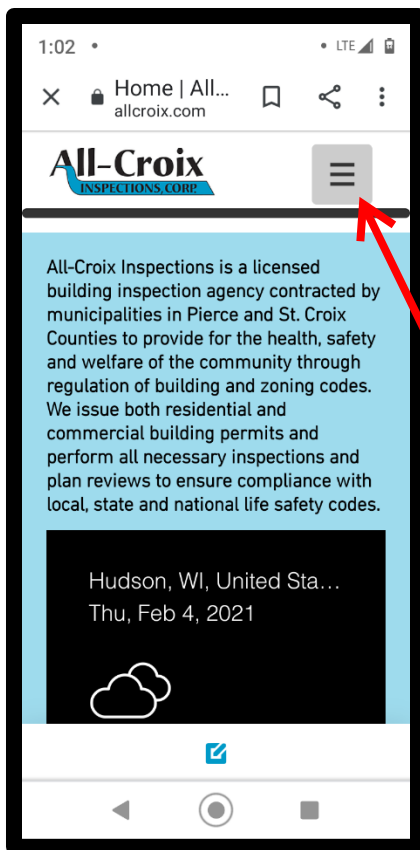
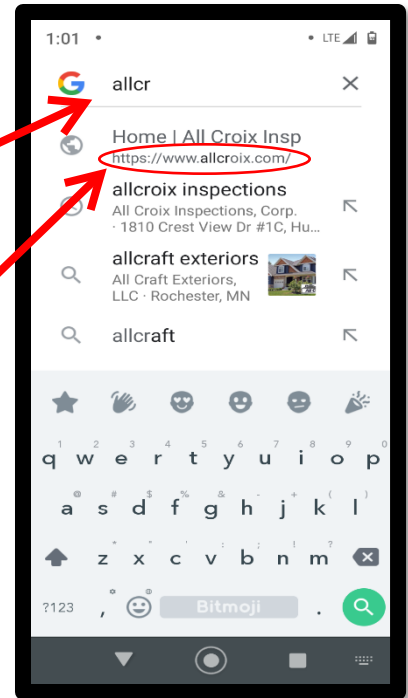


Inspection requests, cancellation forms and affidavits can easily be submitted on your smart phone . You can also save the links to the forms on the home screen of your phone for easy accessibility.

Instructions

1. On your smart phone, open your internet browser.
2. Begin typing "allcroix" into your browser.
3. Select Web address that says <https://www.allcroix.com/>.

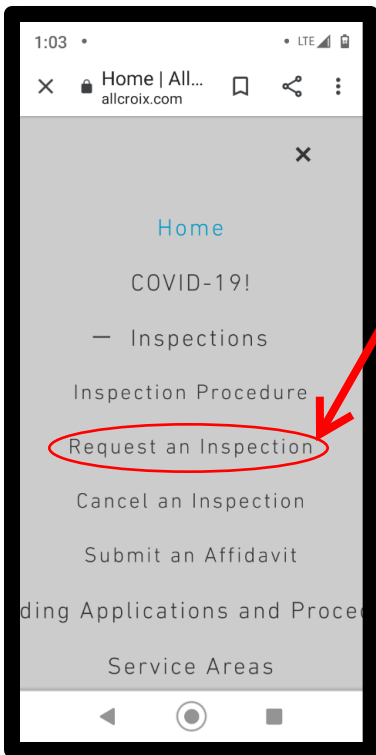


4. This will bring you to the All Croix website home page.
*You may have to "x" out of any announcement pop-ups.
5. Touch the Menu bar to open the menu

6. This is the menu. Click on *Inspections*.

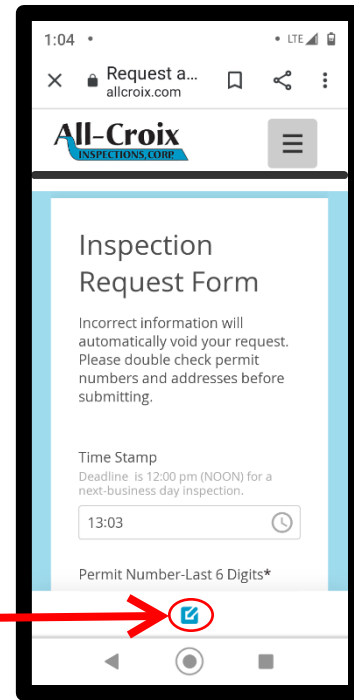


7. Select *Request an Inspection*

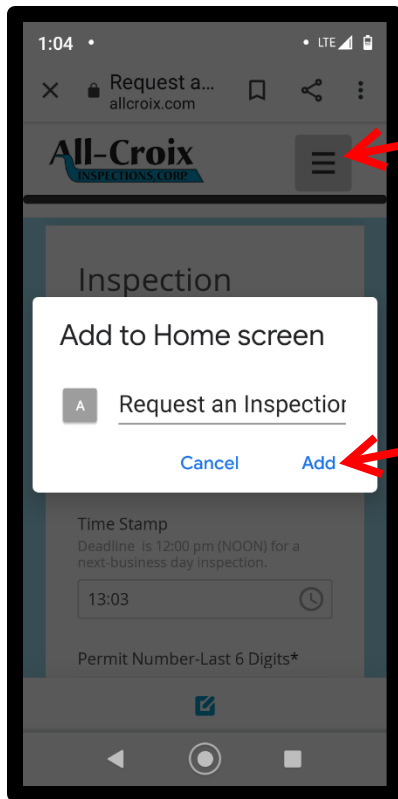


8. This is the Inspection Request form. You can input the information and send right from your phone. You will get a Pop-up page saying that your request has been sent.

To save time making future inspection requests, save this link directly to your phone's home screen. See Step 9.



SEND BUTTON



9. Click on the 3 vertical dots (menu) and select Add to Home Screen.

10. A pop-up window will appear. Change the description if you want and then select **ADD**.

11. Go to your phone's home page and find the shortcut to inspection requests. You can repeat this process to add the cancellation form and/or affidavit form.

Here it is!

